

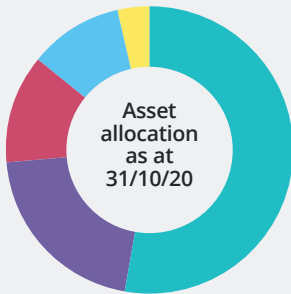
Embark Horizon Fund Range

EMBARK HORIZON MULTI-ASSET FUND IV

October 2020

Fund objective

The aim of the fund is to grow the amount invested over the medium to long term (5 or more years) and to keep the fund within a designated risk profile.



Asset Class	Percentage
Overseas Developed Equity	53.03%
UK Fixed Interest	20.69%
UK Equity	12.21%
Emerging Markets Equity	10.58%
Global Government Bonds	3.53%
Property	0.00%
Money Market	0.00%
Cash	-0.04%

Figures rounded to two decimal points.

Launch date:	27/03/2015
Share class:	Class Z Net Income Shares (ISIN GB00BTKH4F67) Class Z Net Accumulation Shares (ISIN GB00BTKH4G74) Class I Net Accumulation Shares (ISIN GB00BYXFD555)

Fund size:	£109.9m
Historic yield:	Z Inc 1.46% Z Acc 1.45%
Charges:	Ongoing charge figure 0.81% (Z Class)* Ongoing charge figure 0.71% (I Class)*
Fees and expenses:	Initial Charge: 0% Redemption Fee: 0%

FE is one of the world's leading providers of investment fund data and analysis and is a dominant supplier of fund data in the UK. Only the top 10% of funds score highly enough to be awarded Five FE Crowns. Recognising an outstanding achievement in three key measurement areas, an FE Crown Fund Rating of Five is a powerful symbol of quality, representing a fund's demonstrable ability to add long term value whilst managing risk in a highly effective manner. FE Crown Fund Ratings do not constitute investment advice offered by FE and should not be used as the sole basis for making any investment decision. All rights reserved.

* The OCF is calculated at the interim and final accounting period ends and is therefore updated every 6 months. It excludes portfolio transaction costs and research fees.

Investment policy

The fund invests at least two-thirds of its value in other funds (underlying funds) actively managed by Columbia Threadneedle and its group of companies.

Through the underlying funds, at least 50% of the value of the fund will be exposed to the shares of companies constituted or operating within developed markets (for example UK, US, Europe and Japan). There will also be exposure to fixed income securities (such as government bonds and corporate bonds) and UK property. There may be some exposure to emerging market equities. The fund may also gain exposure to money market instruments, cash and near cash.

Save in exceptional circumstances, the actual asset class exposures will be in the following ranges: developed market equities 65-95%; fixed income 0-30%; UK property 0-15%; emerging market equities 0-15%; and money market instruments, cash and near cash 0-10%.

The fund may use derivatives to reduce risk or cost or to generate additional capital or income at proportionate risk (known as "Efficient Portfolio Management").

The Embark Horizon Multi-Asset range of funds aims to cater for investors with different risk appetites. The funds carry staggered risk profiles starting from Embark Horizon Multi-Asset Fund I and becoming progressively higher in risk through to, Embark Horizon Multi-Asset Fund V.

EValue Ltd, an independent risk profile service provider, using the output from its investment research tools, produces a strategic weighting of asset classes aligned to the risk profile of the fund based on a long term time horizon.

EValue updates these weightings on a quarterly basis and Threadneedle will consider the weightings when taking active management decisions to decide on the composition of the investments of the fund.

Investor profile

The fund may be suitable for an investor seeking income and capital growth without a capital guarantee.

The fund is suitable for an investor looking for a risk profile of 4.

Risk profile 4

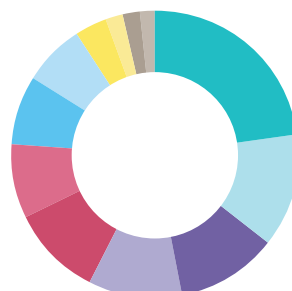
This fund is aligned to risk profile 4, the second highest risk profile in this range. This means that it aims to deliver growth through assets that may demonstrate moderate to large price fluctuations, with greater exposure to equity and some fixed income securities and property.

The EValue risk profile 4 compared to other risk rating agencies is listed below.

EValue ¹	Distribution Technology	FinaMetrica ²		Defaqto ³ Risk Rating	Synaptic Risk ⁴
		Growth Assets	Best Fit Risk Comfort Zone		
4	6	86%	70-82	7	7

¹ EValue's 5 point scale as at 30/03/2020. ² © FinaMetrica Pty Ltd. Risk tolerance scores were mapped to the funds' strategic asset allocations as at 30/09/2019. The mappings are only for use by financial advisers licensed to use FinaMetrica's risk profiling system and do not constitute financial advice. Financial advisers must satisfy themselves that the funds' current asset allocations reflect the risk/return expectations of the funds when mapped. Embark pays FinaMetrica for the mappings in the table. However these mappings are calculated independently by FinaMetrica. ³ Defaqto is a financial information business, helping financial institutions and consumers make better informed decisions. Data as at 28/08/2020. ⁴ Synaptic factsheet Q2 2020.

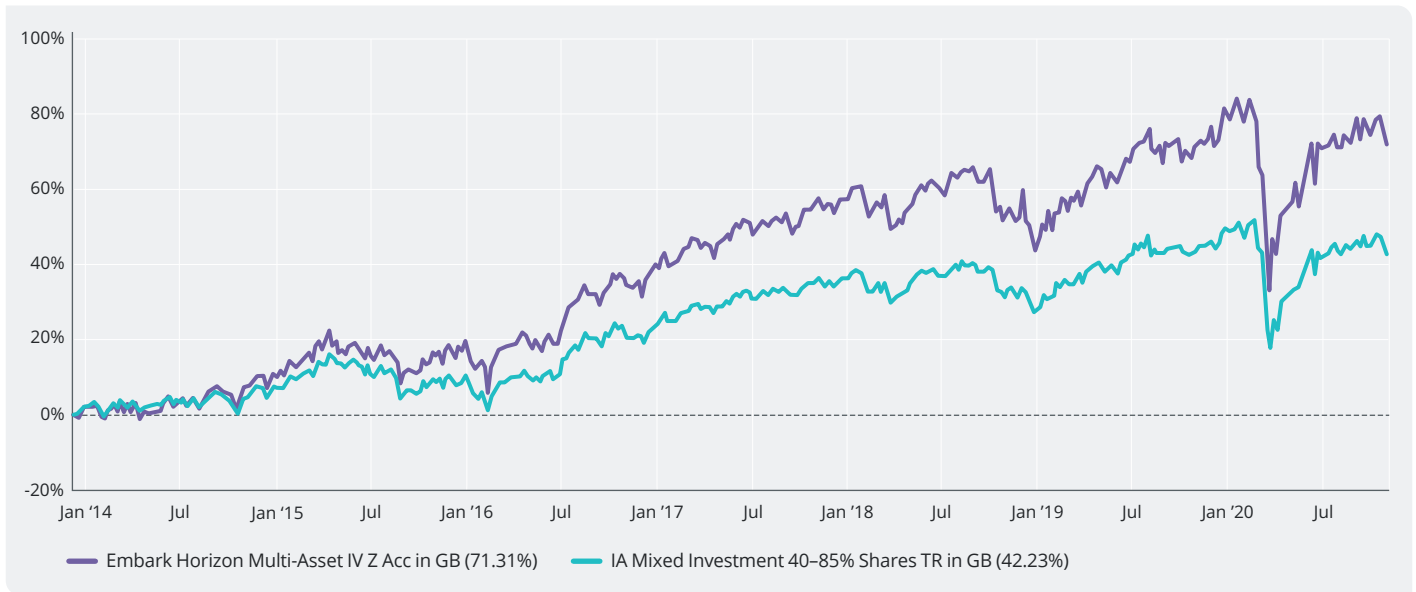
Assets (%)



Threadneedle American Fund	22.92%
Threadneedle UK Corporate Bond Fund	12.95%
Threadneedle American Select Fund	11.18%
Threadneedle Global Emerging Market Equities Fund	10.58%
Threadneedle UK Fund	10.32%
Threadneedle Japan Fund	8.41%
Threadneedle Sterling Medium & Long Dated Corporate Bond Fund	7.74%
Threadneedle European Fund	7.11%
Threadneedle Global Bond Fund	3.53%
Threadneedle European Select Fund	2.06%
Threadneedle UK Smaller Companies Fund	1.89%
Threadneedle European Smaller Companies Fund	1.35%
Cash	-0.04%
Total	100%

Figures rounded to two decimal points.

Fund performance: Embark Horizon Multi-Asset Fund IV



Data provided by FE as at 31/10/2020; bid to bid net of all charges, with net income reinvested, based on sterling class Z acc shares. Embark Horizon Multi-Asset Fund IV was launched on 27/03/2015 (as "Zurich Horizon Multi-Asset Fund IV"). Performance before then is based on the Threadneedle Multi-Asset Zurich Fund IV, and attributable to Columbia Threadneedle Investments (CTI).

Cumulative performance against Investment Association (IA) Sector (as at 31/10/2020)

	Launch 12/12/13	5 years	3 years	1 year	6 months	3 months
Embark Horizon Multi-Asset IV	71.31%	47.13%	10.10%	0.46%	6.45%	1.54%
IA Mixed 40-85% Shares	42.23%	30.05%	5.32%	-0.82%	5.59%	0.18%
IA Sector Fund Ranking	10/116	14/129	48/155	70/175	65/178	27/183

Data provided by FE as at 31/10/2020; bid to bid net of all charges, with net income reinvested, based on sterling class Z acc shares. Embark Horizon Multi-Asset Fund IV was launched on 27/03/2015 (as "Zurich Horizon Multi-Asset Fund IV"). Performance before then is based on the Threadneedle Multi-Asset Zurich Fund IV, and attributable to Columbia Threadneedle Investments (CTI).

Please note that figures refer to simulated performance and past performance is not a reliable guide to future performance.

The value of the funds can fall, meaning you may get back less than you originally invested. Changes in exchange rates will affect the value of investments made overseas. Investments in newer markets, smaller companies or single sectors offer the possibility of higher returns but may also involve a higher degree of risk. Assets invested in property can sometimes take a longer period to release than bonds or equities.



If you require further information on any of the Embark Horizon Multi-Asset Funds, the Key Investor Information Document (KIID) and the prospectus are both available on the website www.embarkhorizon.co.uk. The Authorised Corporate Director of the Embark Investment Funds ICVC (in this document "Horizon") is Embark Investments Limited (in this document "Embark Investments"), authorised and regulated by the Financial Conduct Authority. Registered in England and Wales under registered number 3383730. Registered Office: 100 Cannon Street, London, EC4N 6EU.

Past performance is not necessarily a guide to future performance and the value of investments (and any income from them) can go down, so an investor may get back less than the amount invested. No guarantee is given for the performance of the fund.